Munich Impact Officer Report 2021-2022

Colin Benz

with Sustainability Report by Gyri Reiersen

GLOBAL SHAPERS COMMUNITY MUNICH

Contents

Preface 1
Curatorships 2
Who were we in 2021-2022? 2
- **Nationalities** 2
- **Completed Education** 2
- **Location** 3
- **Attendance** 3

Sustainability 3
- **Carbon Footprint Calculator Project** 3
- **History and Impact** 4
- **Summary of the Carbon Footprint Calculator** 4
- **Breakdown of emissions** 5
- **Personal emissions** 5

Our Projects 6
- **Aid to Ukraine** 6
- **Climate Café** 7
- **Computer Procurement Project** 7
- **Computerklasse** 8
- **Deine Wahl! 2021** 8
- **Digital Female Fellowship** 9
- **Kid's Story Project** 9
- **MentorUp** 10
- **Activities** 11

Curatorship 2021-2022 in Total Numbers 11
Comments from the Impact Officer 11
Our External Partners from This Year: 12
Special Thanks to: 12
Links 12

Preface

With that, the second curatorship of the second decade of the second millennium has come to an end. It has been a transition period out of the largest pandemic since the Spanish Flu. This report details the results of the various projects of the past twelve months, as well as the changes within the hub itself, in the hopes to provide insight for the incoming curatorship and the wider team to allow them to make their decisions, knowing more detailed what happened over the last year.

Curatorships

The beginning of 2021 brought about unforeseen bumps in the road with the sudden departure of the elected Curator. For the first time, the vice-curator automatically became curator and subsequently appointed a new vice to replace themselves. We should laud ourselves, as within the hub the transition was shorter than within the WEF.

The subsequent Vic-Sharbani-Colin Curatorship team interacted well. Even in times that were difficult for hub, we recognized that for one another, as changing countries and physical health are unavoidable. We can only be proud of what we have accomplished. The key take-away? Communication. With this said, let's jump in!

Who were we in 2021-2022?

One year for a Shaper can be a long time. On July 1st, 2021, Natalia Filvarova was Curator, Victor Ertl Vice-Curator, our hub had 36 Shapers and the average age was 27. We had gender parity. 73% had a master's degree, 20% a bachelor's, 2% a Ph.D. and 2% a high school diploma. In that year, we grew from 36 to 46. That has included 16 new recruits and two transfers. But that also includes 4 age-outs and 4 withdrawals. Starting July 1st, 2022, we are now 46, the largest we have ever been, with the same average age. We are now male-heavy again, with a 26 to 20 split. But there is more!

Nationalities

Our hub is a patchwork quilt of 21 nationalities from six continents. We are proud to have Albanian, American, Australian, Austrian, Brazilian, Canadian, Croatian, German, Indian, Indonesian, Iraqi, Italian, Macedonian, Nigerian, Norwegian, Pakistani, Romanian, Russian, Serbian, Tunisian and Turkish members. Once we get a Shaper from Antarctica, we will cover all seven continents!

As one might expect, we speak even more languages. Our Shapers are multilingual, bringing knowledge of 21 languages at least at the B2 level. Although the overall working language is English, this past year, the working language between the Curator and the Impact Officer used German and many of us speak German to one another. We also speak Albanian, Arabic, Bengali, Croatian, French, Hindi, Italian, Indonesian, Kannada, Macedonian, Mandarin, Norwegian, Portuguese, Romanian, Russian, Serbian, Spanish, Tamil, Turkish, and Urdu.

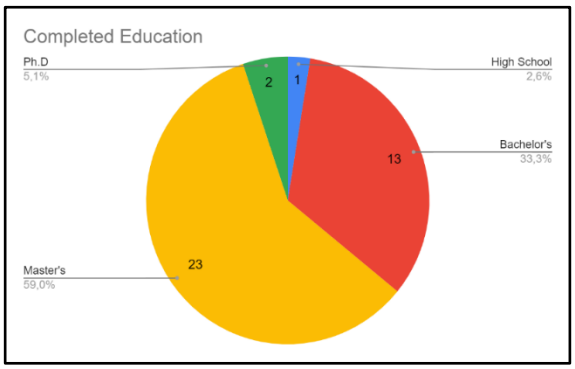

Completed Education

The Global Shapers are still in the transition from the age reduction, and despite the addition of 18 shapers, we are still at the average age of 27 and most of us have a master's degree (albeit overall fewer than before). The spectrum of viewpoints is relatively narrow and the people whom we can educate are also slow. Even in the newest group of shapers, all of them had already graduated with their bachelor's. While that as a concept is not bad, it prevents the opportunity for us to train and educate a newer generation, a WEF policy. The old idea that new members need to already have experience has been dropped. We are moving slowly in recruiting with that mentality.

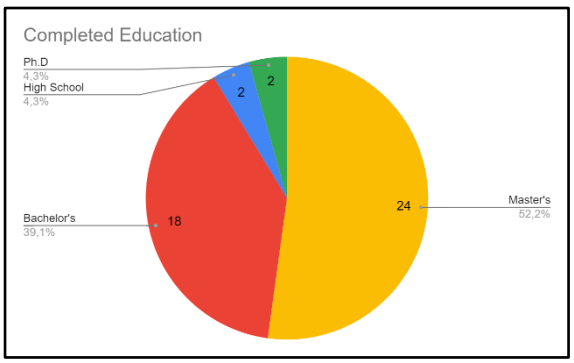

Location

(Starting July 1st, 2022)

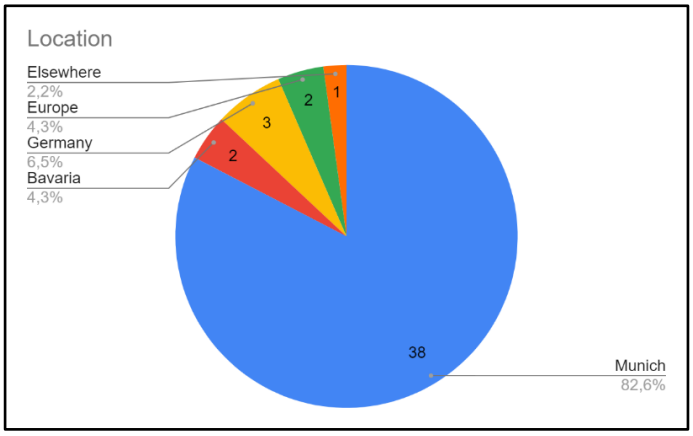

Since the previous report, the number of Shapers located in the city that we represent has actually increased. Now there is less than a quarter of us living outside of Bavaria. Having said this, two of us will be moving to the US by the time Oktoberfest starts. Our new Curatorship has direct experience in this topic last year, as they were in the curatorship and HR respectfully. We will see how the new Curatorship Team and HR will deal with such situations.

Attendance

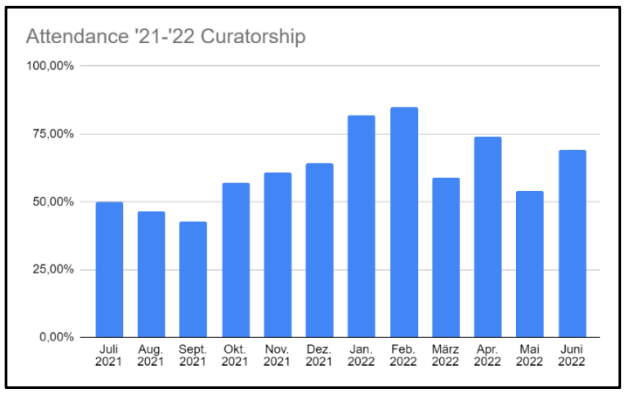

Adjusted for the number of active Shapers at the time of counting, this visualizes how the monthly meeting was attended this past year. As usual, it had its dips during the summer with the highest attendance during the winter. The total average attendance for the entire curatorship term was 62%, which is below the desired 65%. As of June, 2022 for the year of 2022, 17 of the 35 Shapers have only attended up to two-thirds of the time.

If indeed the repetitive messages of the importance of attending are not enough to encourage Shapers to attend, either the marketing of attendance needs to be rethought or inaction towards those not attending or taking part in projects need to be rethought. In the end, we are a volunteer organization. It is understandable that someone's priorities transition elsewhere. Can this be translated well for the hub in the coming year?

--

Sustainability

By Gyri Reiersen

Carbon Footprint Calculator Project

Why do we have a carbon calculator?

The monthly carbon footprint tracker was set up to

1. educate the shapers on their own personal impact on climate and break it down to their own actions
2. provide solutions to reduce their individual footprint through monthly challenges such as Veganuary, housing etc.
3. create transparency and accountability by sharing the results within the hub and externally.

History and Impact

Tracking began in November 2021 as a realistic monthly baseline, as December and January are often unusually high on travel and consumption. Started by the sustainability officer, Gyri, as an internal initiative for education, reduction, and accountability measure for increasing the awareness and climate action first internally in the hub.

In January, 11 people participated in the **Veganuary** challenge. It led to cohort meet-ups and monthly lunches being in restaurants that offer vegan meals. In the months after, shapers encouraged meet-ups and lunches with vegan options - inspiring other shapers and non-shapers to try more climate friendly options.

The February challenge was to dig into **housing** emissions, to check which electricity provider you had, and change if possible. This led to 3 people changing their provider to a renewable energy, and others asking their landlords, encouraging them to change providers.

Additionally, the March challenge of **mobility** encouraged people to take the bikes and public transport instead of other means of transport. The direct impact was hard to measure due to the low answer rate in March and April.

Summary of the Carbon Footprint Calculator

Carbon footprint was calculated for 8 months between November 2021 and June 2022.

On average, a Munich shaper emitted
1,361kg CO2e per month

eq. to *192%** of the German average

*if incl. offset emissions 221%.

In comparison, the world average is 397kg. And as Germany's target to half emissions by 2030 would make the personal footprint to 300kg - ***there is a long way to go.***

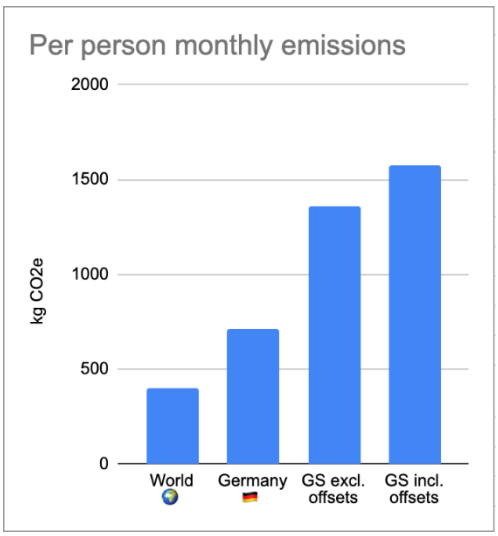

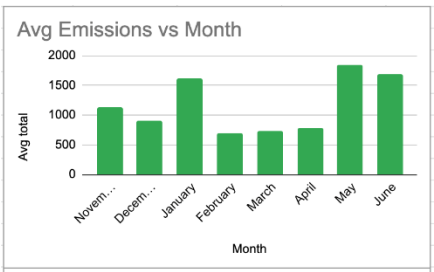

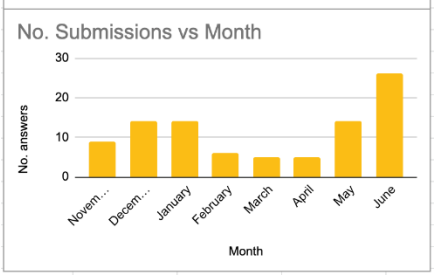

In total, **35 shapers** participated, and submitted in total 93 monthly forms.

On average 11,5 participated per month, which is 25-30% of the hub, making the numbers representative for the hub.

However, there is a correlation between number of submissions and emissions. We believe this is due to "low-emitters" being more inclined to submit and feel good about themselves, while "high-emitters" feel guilty and avoid submitting.

Breakdown of emissions

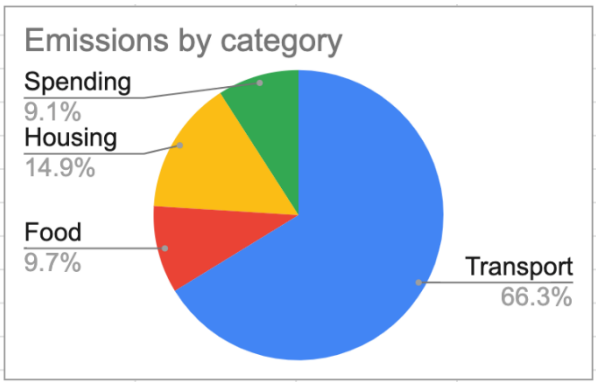

The calculator splits into four categories:

1. 🚌 Transport
2. 🏠 Housing
3. 🍉 Food
4. 🛋 Spending

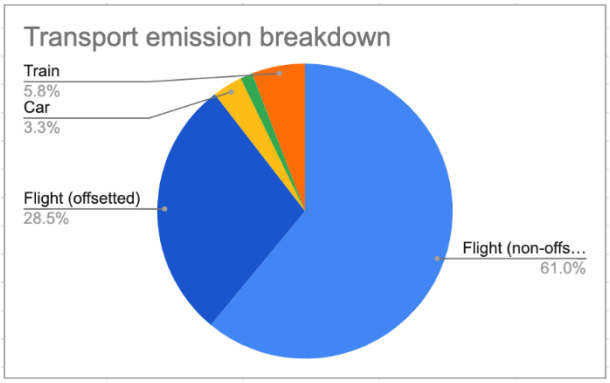

Transport is the largest source of emissions making up **2/3 of all emissions**.Of the travel emissions, flights are clearly the largest driver, totaling up ~90%.

21% of all flight emissions were offset, reducing the total emissions by 14%.

However, only half of all flights were offset in some degree 25-100%. It is still to be determined why some decide not to offset.

Personal emissions

The highest emissions per person was recorded at **9,288kg** and the lowest **352kg**.

42% of the submissions are lower than the German average of 710kg. However, 15% of all the submissions are above 2000kg and therefore pushing the average emissions up.

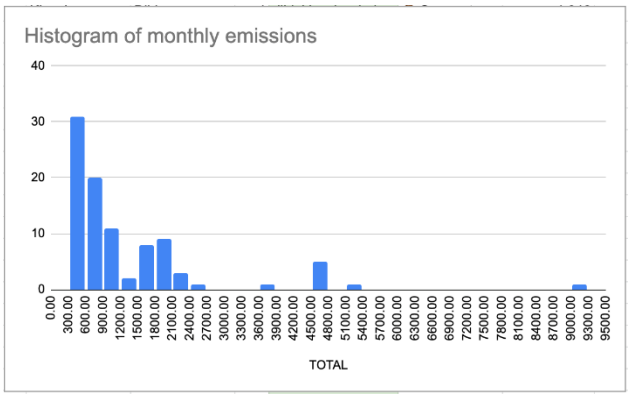

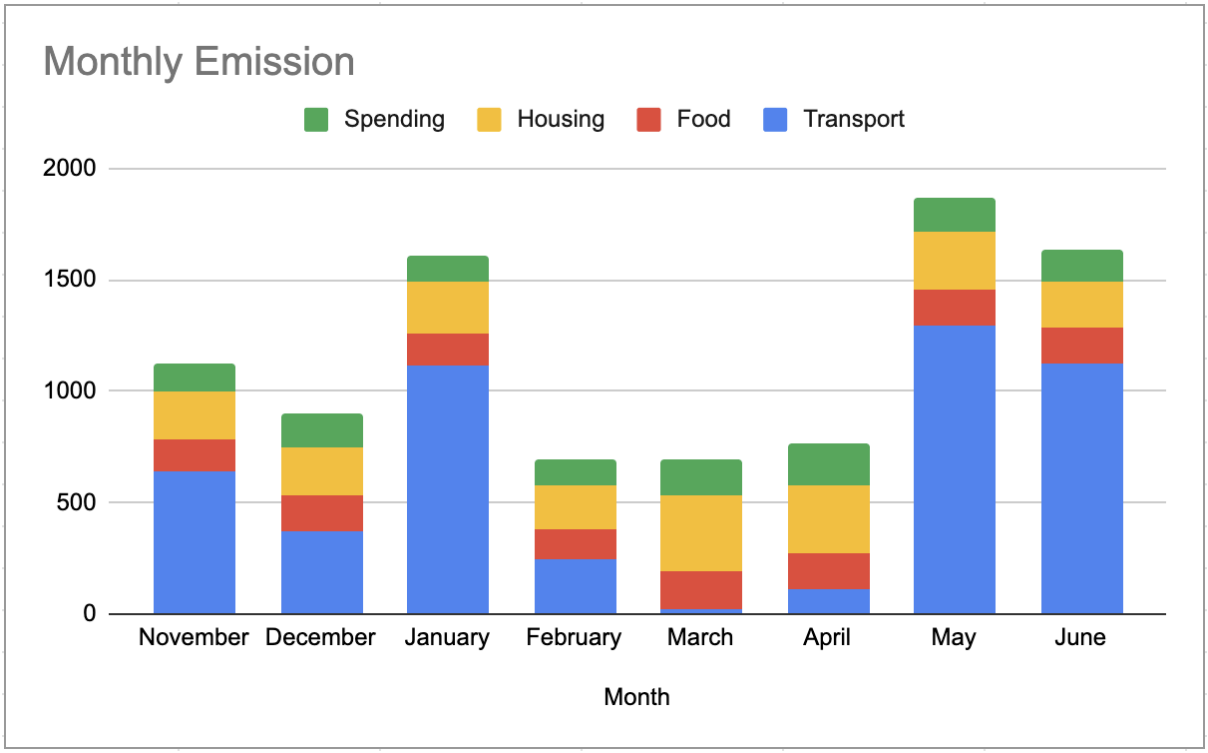

Our Projects

The core of why we come together every month is the projects that we lead. The WEF requires that each Hub produce one (1) per year. During this curatorship, we had eight that had impact. Most of the projects that took place during the 2021-2022 curatorship were already existing projects created before the clock struck 12 on July 1st, 2021. Two were created during the term, namely Aid to Ukraine and Climate Café. The longest, the Computerklasse, has been around since 2018, the newest is Aid to Ukraine.

The projects are organized alphabetically and are selected based off whether they had external impact.

--

Aid to Ukraine

Current Project Lead – Colin Benz | Status: Ongoing

All Members: Clarissa Anjani, Julia Amtmann, Patrizia Mangold, Simon Heine

Part I: Two days after the war began, we answered a call to send medicine to Ukraine. Through external connections in Geneva, as well as Kyiv and Lviv Shaper Hub connections, we were connected to the Ukrainian directly to the Deputy Minister for Health. Our internal shaper connection to the Munich City Council member tied the knot. With the shapers as interlocuters between the Ministry and the Council, they worked as diplomats between the two. The project was then presented to the City Council, along with many others, and it received €100,000 from the City of Munich to purchase needed medicine.

We cleverly negotiated the medicine and the transportation, which was sent out on two different days. It arrived near Lviv without a hitch, was unloaded and was then transferred over to Ukrainian hands.

Part II: The original final price of the medical aid purchase was supposed to be approximately €103,000. However, at the time of purchase, due to price fluctuations, it dropped to €85,000. This allowed for the GoFundMe to be donated to a local organization to buy international first aid kids, with the stipulation that prescription medication was bought as well. Part III is in the making.

• Fund Raised: **€103,191**	• Types of Medicine Delivered: **49**
• Weight of medicine: **15kg+**	• Nr. of syringes: 85,0000
• Nr. of First Aid Kits: **50**	• People Impacted: 110,618*

*This number was calculated by a third party, Dr. Karolina Inhinova, based off the final list of medicine

Story: In the fog of war, no story of an individual can be produced from this project. We can only trust that the medicine went to keeping those adversely affected by the war alive and that is what counts, but we will never whom it protected, when or how. The Lviv Hub has an anesthesiologist, Roman Smolynets, and Colin Benz is regularly in contact with him. Roman continues to help war victims with medicine like that which we sent and there is a chance that he used some, but we will never know.

--

Climate Café

Current Lead: Akanksha Bhardwaj | Status: Ongoing

2022 Members: Cyrine Chaabani, Gala Maric, Jessica Bubenheim, Sujay Sairam, Victor Ertl

Started at the beginning of 2022, the Climate Café presents monthly panels of experts for interested individuals to discuss climate challenges and how they can help create impact locally and globally. As the community grows, it will foster an increased momentum for environmental action. Having such an initiative brings like-minded people together in a safe space to share ideas and take concrete action.

• Events: **4**	• Participants: **66**
• Speakers: **5**	• Event with US Consulate: **1**

Story: "Probably the Climate Cafe will not change international politics". Sarina thought as she was thinking about the climate change and what we could do about it.

"But my visit showed me that it’s a space where all questions around the climate crisis are welcome. As I thought before, such events attract mainly the "green-bubble". On the other hand, some of the inputs from others got me thinking and I started to reflect upon what formats could be used to reach people outside the "green bubble". The Climate Cafe nudged my proactivity one more time and was worth the visit for that reason alone. "

She was inspired to propose her own climate change project to target people outside the "green-bubble" and now she's now our newest shaper! We eagerly look forward to her journey here.

--

Computer Procurement Project

Lead: Simon Heine | Status: Completed

All Members: Claudiu Leverenz, Maurice Khudhir

Stemming from the Computerklasse, this project had one goal: provide computers to those who need it the most. While a short project, this project had a large impact. Although this project has completed, it can be reinitiated any time.

• Laptops sourced: **63**	• Received for software: **€300**

Story: Anna (name changed) is a Nigerian refugee with a young son living in a women's accommodation. During the Corona pandemic, Anna could not regularly attend important appointments due to local restrictions, such as therapy sessions with her psychiatrist, or German classes. Many of these sessions were then offered online, which prevented Anna from attending because she did not own a laptop. Due to her work status and age, she was also ineligible for unemployment and could not receive support for a laptop through official channels. Through the Global Shaper Munich Computer Procurement Aid, we were able to provide Anna with a donated, refurbished laptop that she could use directly for online learning and doctor consultations. The project later gained so much traction that we could equip the entire accommodation that Anna lived in with refurbished desktop-PCs to fill the gap of internet access, helping everyone who lived there.

--

Computerklasse

Current Lead: Claudiu Leverenz | Status: Ongoing

All Members: Simon Heine, Ludwig Petersen, Felix Rösner

Initiated in 2018, the Computerklasse initially taught basic computer courses in a refugee camp in the Munich area in English, German and French. In the Corona era, it now supports refugees with digital skills and resources. Through the project, one mentee also received a job. We matched interested refugees with voluntary mentors. In five one-on-one sessions, mentors teach mentees basic computer skills such as writing an email, using Microsoft Word, or setting up an online video conference.

• We tutored **35 refugees** this past year

Story: David (name changed) is a car mechanic from Africa who came to Germany with his family. He took part in the computer class to gain computer and IT skills for his professional life. Since many cars are checked or repaired via PC, it is very important for David to be able to handle the computer and respective software applications professionally. His first achievements during the Computerklasse were an online order of car spare parts via the internet and writing a professional business email. Using the PC as a working tool fascinates David - his next project is to get his printer to work.

--

Deine Wahl! 2021

Current Lead: Colin Benz | Status: Complete

All Members: Julia Amtmann, Victor Ertl

Elections are the most direct way that a citizen can influence government, yet many young people do not take part and or are undecided. We started with DeineWahl! for the election of federal election in 2017 and due to the very positive feedback from both the young voters and the young politicians, we continued for every subsequent election. With a year hiatus due to the pandemic, we returned for the elections in 2021, for the first time in a digital format, with the CSU, FDP, Freie Wähler, the Greens, the Left and SPD present. That night we had 107 views!

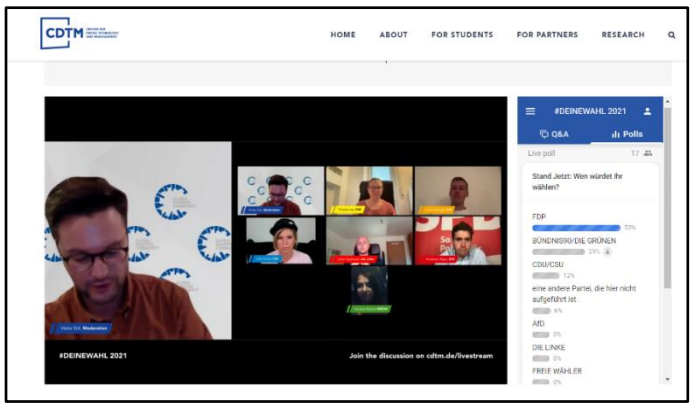

Story: As the event did not take place in person, no discussions happened. However, a few days later, the organizer, met one of the candidates on the street, Julian Zieglmaier. He. thanked him for the event and hoped that it would repeat, therefore allowing more young people to get a first-hand look at what their candidates actually want.

--

Digital Female Fellowship

Current Lead: Miray Salman | Status: Ongoing

All Members: Selena Melanović, Maria Kraisman, Kingsley Dibie

Launched in January 2021, the project aims to foster a female-tech positive community and learning opportunities for women by offering online courses on technology-related topics and getting them interested in technology careers. One of the biggest challenges the project has had to tackle has been providing the best technical skills to women while ensuring the sustainability of the advantages we are providing them. To tackle this challenge, we are building an online community of technology professionals to support them after taking part in the courses. Through the online community, we connect technology professionals and our fellows in a shared space for them to further the technology dialogue and access learning and work opportunities.

• Events: **4**	• Participants: **31**

Story: Fellow Aliaksandra: "Two experiences at the DFF highly impacted my view about technology and tech fields: one course, Mariam Kremer shared her experience of founding an AI-startup, and also becoming a venture capital investor. Mariam's enthusiasm made me look at the tech industry as an accessible opportunity to unravel my potential rather than an unattainable dream.

The other was meeting Dr. Hannah Rana, who is a research scientist at Oxford University. In a DFF course, Hannah presented her work on the upcoming mission of a lunar spacecraft that she calculates landing details for, and her research. Her presentation made me see our young women's abilities in a completely new light. I realized that we not only "should", but "must" dream big and continue pursuing that what we want most, no matter what. It is our highest obligation to be an example for future generations and to not waste all the talent we've got."

--

Kid's Story Project

Lead – Martin Jankoski | Status: Ongoing

Member: Colin Benz

The idea originated from a kindergarten playground experience of one of the Munich alumnae. She saw one kid being treated differently just because they spoke another language and came from a different background. We decided to do something to prevent situations like this from happening again: create a book aimed at young children showcasing and celebrating diversity, cultures and languages, with the aim to increase tolerance and curiosity among kids aged 5-9. It turns out kids are wonderful book creators (artists and authors as well), the toughest experience was matching the stories with an artistic work that will present the same cultural element of the story.

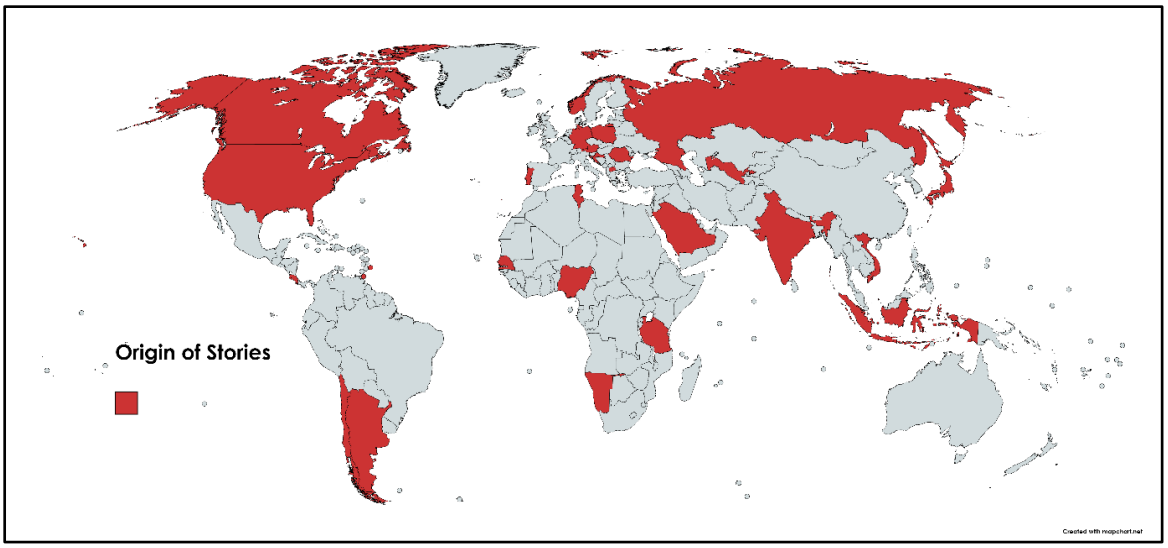

• Stories: **26**	• Continents: **5**
• Languages: **18**	• Artwork: **7**

Story: In the process of asking for stories, we were connected with a child from the Cree tribe in Manitoba. She provided us with a story that she grew up with. So inspired was she about the idea that she went she took the story to a whole new level and even created her own artwork for the piece! She integrated Cree words into the story, and we promised that the Cree words would stay Cree in the German translation. She now regularly asks us how we are doing and she wants to join the shapers

MentorUp

Current Project Lead – Scott Martin | Status: Ongoing

All Members: Simon Engelke, Felix Rank, Gyri Reiersen, Kevin Li

Social startups focused on climate change, education and health in Germany need expert advice and input to achieve their goals and increase their impact. We proposed a startup mentoring program to match ambitious social entrepreneurs and early-stage startups with industry experts and successful founders. The program is divided into two "batches" a year and leverages the strong Global Shapers network. Started in 2020, the project was put on pause at the beginning of 2022. Come summer, new batches are set to begin.

Each startup is matched with one or more mentors and is offered 3-4 sessions over a 3-month period. After organizing a kick-off for the second batch, we built a community on slack where all startups and mentors can share their best practices, resources and ask questions. Additionally, we are organizing

meetups (online) for mentors and startups to get to know each other, get feedback after each mentoring session and will have a closing session in April.

Story: "MentorUp is very hands on and we quickly got matched with the right mentor. With the support of our mentor we were able to take a step back and re-assess our current situation. This helped us a lay in identifying our key focus areas" – Pia Eggert, Founder and CPO of DetectNOW

Activities

Blood drive: Pre-Covid, we used to have more activities. This year, we had four: three for the hub, one for the community. With three participants, we are off to a good start for impactful activities! It will not be possible to have the entire hub nor even half of the hub donate blood all at once for the next blood donation, but step by step, we will be able to make this activity happen more frequently!

Curatorship 2021-2022 Total Impact Numbers

Based off the numbers provided by our fellow shapers, throughout the 2021-2022 curatorship. At the minimum we had:

• Projects: **8**	• Impactful Activities: **1**
• Stories Sourced: **7**	• Startups Advised: **10**
• Views during our political debate: **107**	• Tech classes held for women: **4**
• Event with the US Consulate: **1**	• Events on Climate Change: **4**
• Money raised: **€103,491**	• Other hub partners: **8**
• Event participants: **204**	• Non-Hub Partnerships: **14**
• Refugees Tutored: **35**	• Blood donated: **1.5 liters**
• Computers procured and dispersed: **63**	• Types of medicine sent: **49**

Approximate Total Number of People Impacted: **110,984**

Comments from the Impact Officer

This curatorship term went down a labyrinth and we came out the most impactful we have ever been. This is something we as a hub should be proud of! Well done, Munich Shapers! We have learned, created best practices, and now have projects that will continue into the next curatorship. We are fortunate to live in such a well-off city. May we never forget those on the street, those about to have surgery, those turned away because they were different, or those who no longer in the country they called “home”. They are here, too.

We indeed had more off-screen time and more shapers were in contact with each other, some for the very first time. The Computerklasse is going stronger than ever, the Climate Café could greenwash Maxvorstadt, and we are coming up with new ideas as to how to bring impact to our community, exactly what the Shapers are supposed to be doing! We did not shy away at war at 1,500 km away, instead we saw the most unjust scenario and used our connections to help. Like a surfer in the Eisbachwelle, may we continue to ride this wave, shaping everything before us, whether it is for *all* refugees or preparing for the effects of climate change. May we continue to create change in Bavaria and wherever else.



Our External Partners from This Year:

Special Thanks to:

The Center for Digital Technology and Management, which not only worked with us on Deine Wahl, providing us their technology to turn the normally in-person event into a digital one, but which also has provided us with a physical meeting place throughout the 2021-2022 curatorship!

and

Felix Sproll of the Volt Party, thanks to his quick thinking and presenting of our project to the City Council, without whom we would not have received the €100,000, saving 110,000 people.

Lots of Shaper Love!

Links